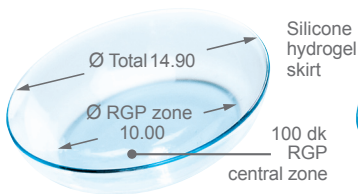


EyeBrid™ Silicone

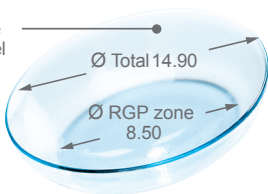
Silicone Hydrogel hybrid contact lens

2 RGP central zone diameters

EyeBrid Silicone 10



EyeBrid Silicone 8.50



Indications

- Wearers of RGPs (comfort/centration/stability problems)
- Keratoconus and other corneal irregularities
- All high ametropias, astigmatisms
- Piggyback

Technical information

Material	100 dk + UV blocker Silicone hydrogel
\varnothing_T	14.90 mm (15.50 mm possible)
\varnothing_{RGP}	8.50 mm and 10.00 mm
Base curve BC	From 5.50 to 10.00 mm in 0.05 mm steps Back toricity from 0.50 to 1.80 mm in 0.05 mm steps
Soft skirt J	J 0.0 (standard skirt) From - 1.0 to + 1.0 in 0.5 steps
Power P	From - 40.00 to + 40.00 δ in 0.25 δ steps Cyl. from - 0.50 to - 6.00 δ in 0.25 δ steps All axis

Wear and care

Wear	Bi-annual replacement, daily wear
Care	Oté Clean (cleaning) + Multipurpose or peroxide
Handling	Instill 2 drops of hydration solution at lens insertion Remove with a contact lens remover or like a RGP

EyeBrid™ Silicone

Silicone Hydrogel hybrid contact lens

Fitting regular corneas

Fit with EyeBrid Silicone 10

BC = K

P = Spectacle refraction + vertex distance

Fitting Keratoconus

Fit with EyeBrid Silicone 8.50

BC = mean K + 0.2 (or BC trial lens)

P = Power trial lens + over refraction

Evaluate after 15 minutes of wear


1. Control visual acuity
2. Do a slit lamp exam and evaluate as a soft lens

If satisfactory, leave the patient with the lenses

If centration and/or mobility are unsatisfactory, change the skirt

Skirt too steep? Flatten skirt by J +0.5

Skirt too flat? Steepen skirt by J -0.5



+ 1.0

+ 0.5

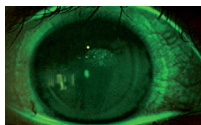
0.0

- 0.5

- 1.0

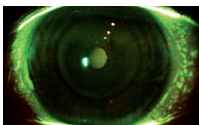
Verify fluorescein pattern at removal
after several hours of wear

Too flat



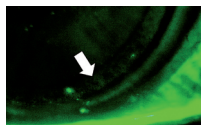
Steepen BC by -0.10 mm

Optimal



Prescribe

Too steep



Flatten BC by +0.10mm

info@eyebriidsilicone.com



LCS

WWW.EYEBRIDSILICONE.COM