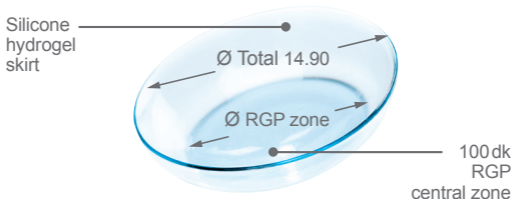




# EyeBrid<sup>TM</sup> AirKone

Hybrid lenses for keratoconus



## Indications :

- Keratoconus
- Symptomatic Airkone patient complaining with:  
Comfort, bad centration, stability problems
- For Occasionnal wear for sport activities

## Technical features

Material	100 dk + UV blocker Silicone hydrogel
Ø Total	14.90 mm (15.50 mm possible)
Ø Zone rigide	Linked to the BC
BC	From 4.80 to 8.50 mm in 0.05 mm steps
Edge Lift (EL)	From -2.0 to +3.0 in 0.1 steps
Skirt	J 0.0 (standard) From -1.0 to +1.0 by 0.5
Power	From -40.00 to +40.00 $\delta$ in 0.25 $\delta$ steps Cyl. from -0.50 to -6.00 $\delta$ in 0.25 $\delta$ steps Axes from 0° to 180° in 1° steps

## Wear and care

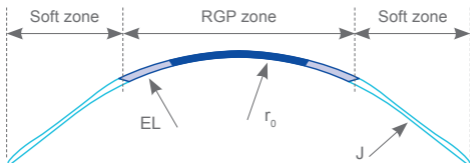
Wear	Bi-annual replacement, daily wear
Care	Oté Clean (cleaning) + Multipurpose or peroxide
Handling	Instill 2 drops of hydration solution at lens insertion Remove with a contact lens remover or like a RGP



# EyeBrid<sup>TM</sup> AirKone

Hybrid lenses for keratoconus

## Fitting protocol



### Parameters of the first trial lens

$$BC = BC_{\text{AIRKONE}}$$

$$EL = EL_{\text{AIRKONE}}$$


$$P = P_{\text{AIRKONE}} + \text{over refraction}$$

### Evaluate after 15 minutes of wear

1. Control visual acuity
2. Do a slit lamp exam and evaluate as a soft lens

If satisfactory, leave the patient with the lenses

If centration and/or mobility are unsatisfactory, change the skirt



**Skirt too steep?** Flatten skirt by  $J + 0.5$

**Skirt too flat?** Steepen skirt by  $J - 0.5$

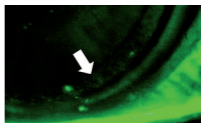
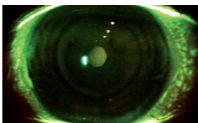
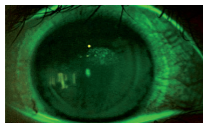
+ 1.0  
+ 0.5  
**0.0**  
- 0.5  
- 1.0

### Verify fluorescein pattern at removal after several hours of wear

Too flat

Optimal

Too steep



Steepen BC by  $-0.10$  mm

Prescribe

Flatten BC by  $+0.5$

info@eyebriidsilicone.com



LCS

WWW.LABORATOIRE-LCS.COM